

E

EPS-D V2 INVERTER



- 4 / 8 outputs
- IP21
- Wall
- Phase failure monitoring
- Load monitoring
- Self-test according to current standards
- External inputs & outputs
- Overload & short circuit protection

Inverter

EPS-D V.2 is available in various power sizes, for one hour of emergency operation. The units provide 230V sine voltage both before and after mains failure, which means that virtually all types of loads can be connected. The unit is delivered complete with batteries in a wall-mounted cabinet, with a display for status and programming. As the units are of the so-called "offline" type, they have up to 98% efficiency in normal operation, which means low energy consumption and heat emission. This reduces operating costs, cooling requirements, and environmental impact.

Control Panel

On the front of the inverters, the digital display shows all necessary operating information such as input voltage, connected power, battery voltage, alarms, etc. Large push buttons make it easy to navigate the menus. As an option, there is also the possibility to connect a larger (5") touch display that can be placed inside or outside the enclosure.

E

EPS-D V2 INVERTER

Auto-Test

EPS-D is equipped with automatic tests to check all internal important functions in accordance with the applicable standards SS-EN50171 & SS-EN50172. This includes, among other things, battery function, charging, and operating time. Manual tests can be easily performed from the unit's display.

Load Monitoring

In addition to the above self-tests, the units also monitor the connected load. The system detects and alerts if a luminaire/light source has stopped working and tells which output it is connected to. The sensitivity can be adjusted down to an LED luminaire. The inverter turns on all outputs during the test to also check the emergency lighting luminaires that are in standby operation.

Fire Alarm Input

The unit can also be controlled via an external signal that turns on all outputs and the connected luminaires. This signal can, among other things, come from a fire alarm control panel.

Batteries

EPS-D V2 comes with pre-installed 10-12 years, lead-acid batteries. For more information, see the manual or contact us!

Sub-panel Monitoring (phase fault monitoring)

The unit is prepared to receive a signal from phase fault relays. These are placed locally in sub-panels to monitor local power outages in the building. When activated, the unit's outputs are turned on even if the voltage to the unit has not disappeared.

Controllable Outputs for High Flexibility and Safety

The unit's outputs can be controlled completely individually. For example, some outputs can be constantly on for reference signs, and some can be normally off for emergency lighting in standby operation. The outputs can also be set up to be used as UPS, for example, for computers, networks, etc. During power outages, all outputs are turned on in 0.02 seconds. All outputs are separately fused. Each output also has a ground fault monitoring that is adjustable with 10-100mA depending on the application. In the event of a short circuit or ground fault, only the affected output is shut down and the rest of the connected load can continue to be supplied with power.

Service Contracts & Warranties

EPS-D V.2 comes with a 5-year warranty. Learn more at www.effekta.se/support.



EPS-D V2

PRODUCT DATA

EPS-D V.2						
Maximum Load	150 W	400 W	600 W	1000 W	1500 W	2000 W
No. of outputs	4			8		
Input voltage	230 VAC - 50/60Hz					
Output voltage	230 VAC - 50/60Hz					
Fusing/output	1,6 As					
Operating time	1 h					
Standards	SS-EN 50171 & SS-EN 50172					
Standby consumption	~ 4,5 W					
Degree of protection	IP21					
Operating temperature	-10° - +25° C					
External alarm outputs	Power failure & load failure					
Dimensions (mm)	600 x 400 x 250 (H x B x D)			800 x 600 x 3000 (H x B x D)		
Article number	302040	302041	302042	302043	302044	302045


Tillbehör


Art.no.	ACCESSORIES
092102	Connection box with 16 outputs, controlled by the unit's existing outputs and not separately monitored
52 600 44	Module for phase fault monitoring, 1/3 phase, for installation on DIN rail
14 375 43	Fireproof junction box with ceramic terminal, 5G 6mm ² , E90, IP66 - Approved according to DIN 4102-12.





Click on the icon to get to the product page on the website

E

 040 - 94 60 20

 info@effekta.se

 effekta.se

 Prästtorpsvägen 16
341 51 Lagan

EFFEKTA POWER SYSTEMS AB
EMERGENCY LIGHTING & BACKUP POWER